



ALBANY COLLEGE OF PHARMACY
AND HEALTH SCIENCES

Post Graduate Placement and Education: 2022-2023 Graduates

Overall Placement – Class of 2023	
Total graduates	256

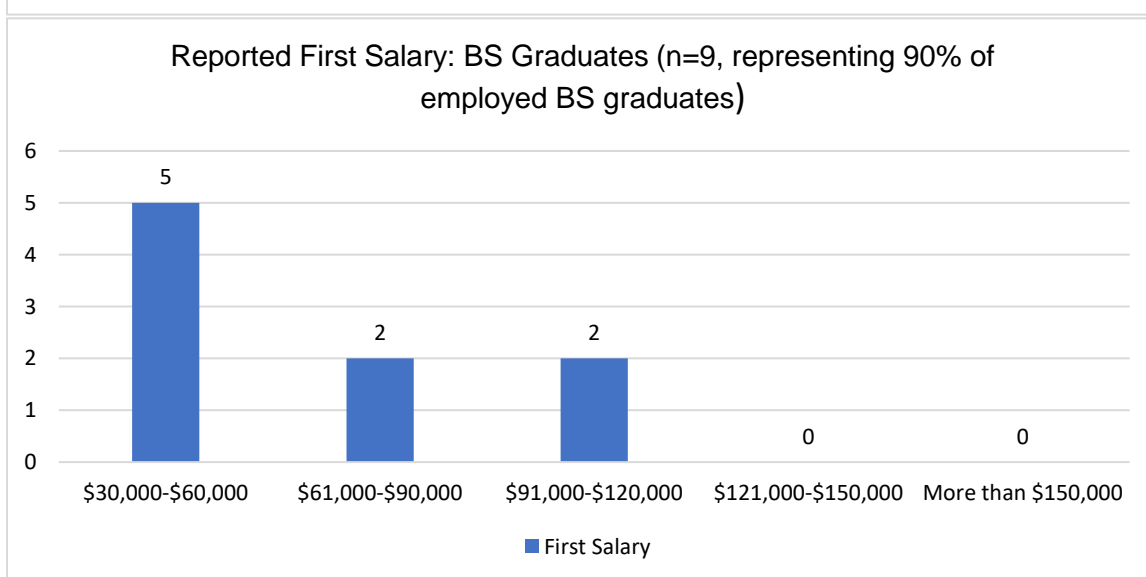
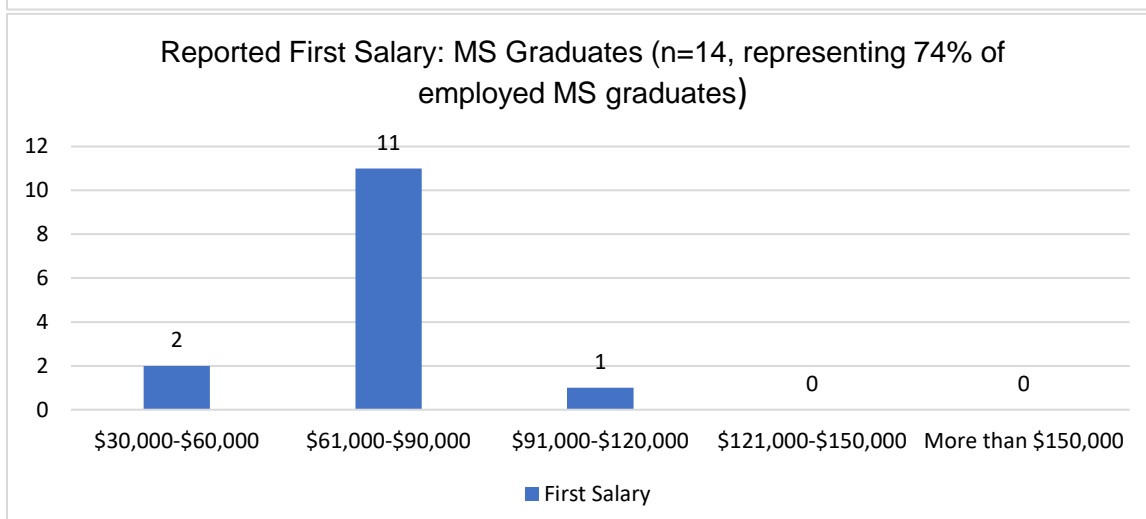
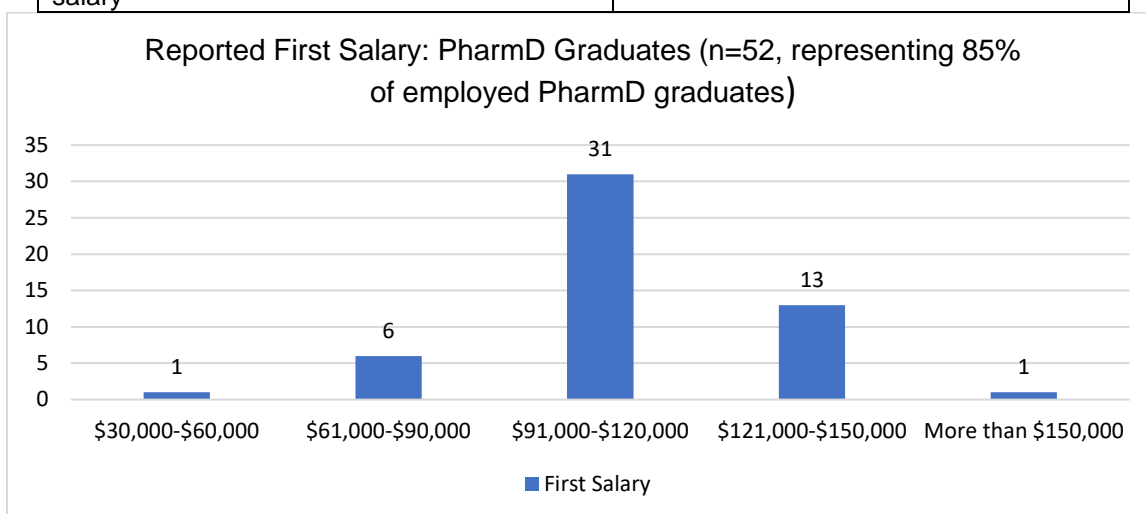
PharmD – Class of 2023 (knowledge rate*: 72%)		
Total PharmD graduates	154	
PharmD graduates employed (excluding residencies and fellowships)	61	40%
PharmD graduates completing a PGY1 Residency	30	19%
PharmD graduates completing a fellowship	6	4%
PharmD graduates enrolled in another graduate or continuing education program	1	<1%
PharmD graduates with other outcome (military, volunteering, gap year, still deciding, etc.)	1	<1%
PharmD graduates unplaced (still waiting)	12	8%
PharmD graduates with unknown outcome (did not respond to follow-up)	43	28%

MS – Class of 2023 (knowledge rate*: 70%)		
Total MS graduates	40	
MS graduates employed	19	48%
MS graduates enrolled as ACPHS PharmD students	1	3%
MS graduates enrolled in another graduate or continuing education program	5	13%
MS graduates with other outcome (military, volunteering, gap year, still deciding, etc.)	1	<1%
MS graduates unplaced (still waiting)	2	5%
MS graduates with unknown outcome (did not respond to follow-up)	12	30%

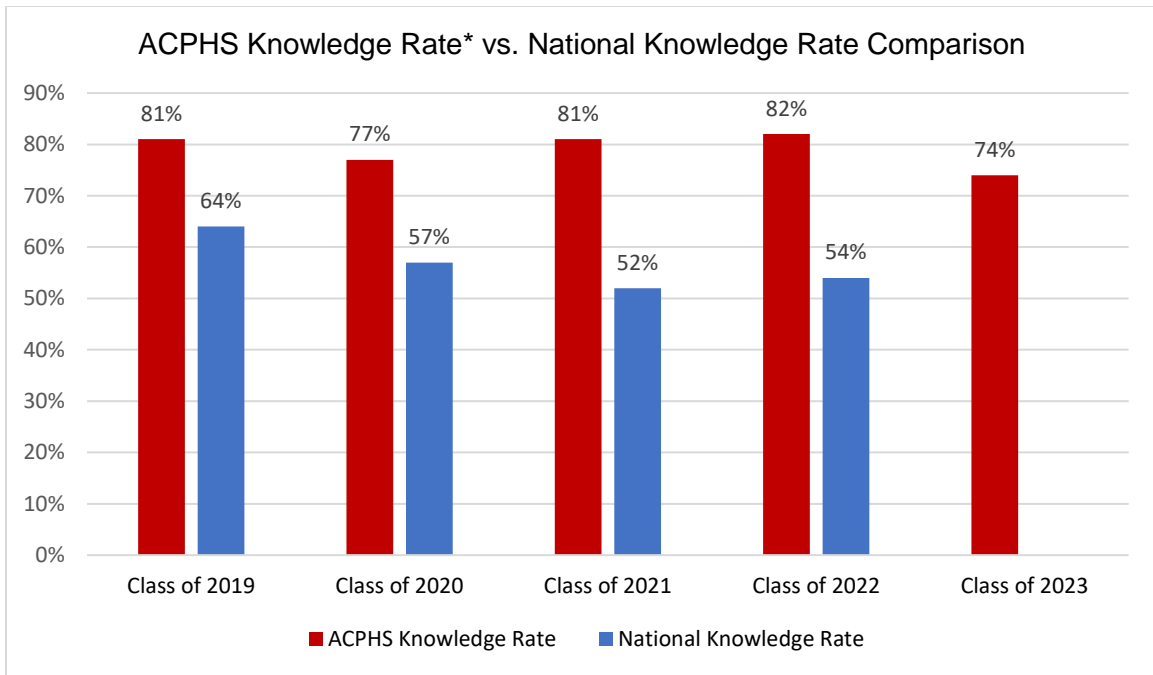
BS – Class of 2023 (knowledge rate*: 82%)		
Total BS graduates	62	
BS graduates employed	10	16%
BS graduates enrolled as ACPHS PharmD students	13	21%
BS graduates enrolled in another graduate or continuing education program	21	34%
BS graduates with other outcome (military, volunteering, gap year, still deciding, etc.)	1	2%
BS graduates unplaced (still waiting)	6	10%
BS graduates with outcome unknown (did not respond to follow-up)	11	18%

*Knowledge rate refers to the percentage of graduates about whom first destination information is known. Knowledge rate plus "outcome unknown (did not respond to follow-up)" will equal 100%. See page 3 for comparison of ACPHS vs. national response rates.

First Salary Distribution– Class of 2023	
Total graduates employed who reported first salary	74



Sources: Student responses to a survey available during the spring semester of their graduating academic year (First Destination Survey, 2023) and follow-up survey, ASHP Residency Match results, ACPHS Institutional Advancement Raiser's Edge database, ACPHS institutional enrollment data, and National Student Clearinghouse enrollment data. Presented above are unduplicated headcounts for Diploma Form respondents with verified degrees awarded, by highest degree awarded, as of March 2023. Totals may not add to 100% due to rounding. Revised 2/9/24.



*Knowledge rate refers to the percentage of graduates about whom first destination information is known. National knowledge rate data for the Class of 2023 are not yet available.