



**ALBANY COLLEGE OF PHARMACY
AND HEALTH SCIENCES**

Post Graduate Placement and Education: 2022-2023 Graduates

Overall Placement – Class of 2023	
Total graduates	256

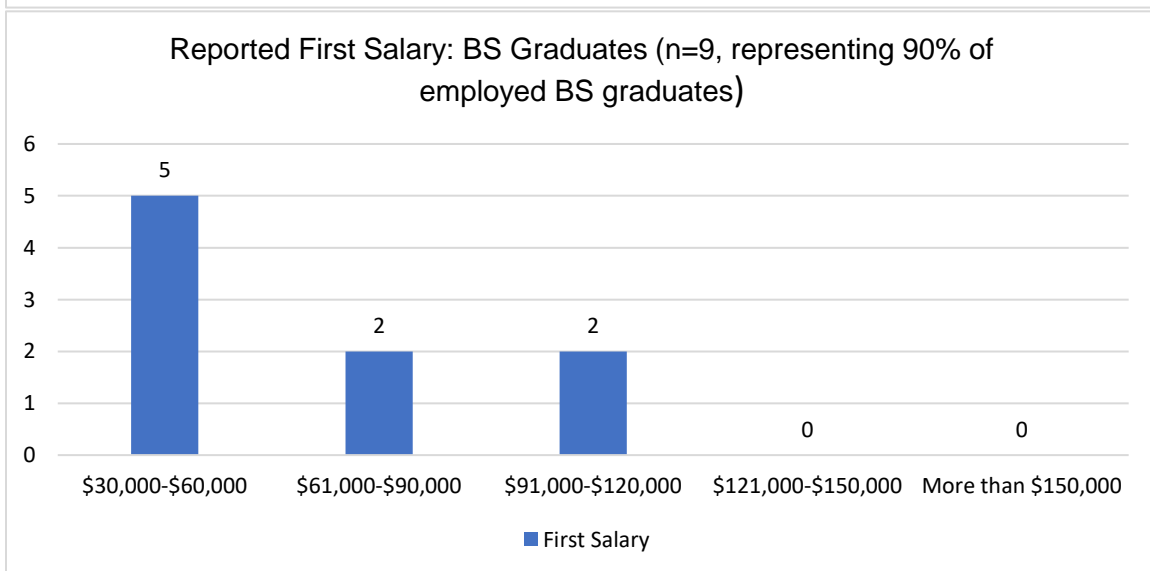
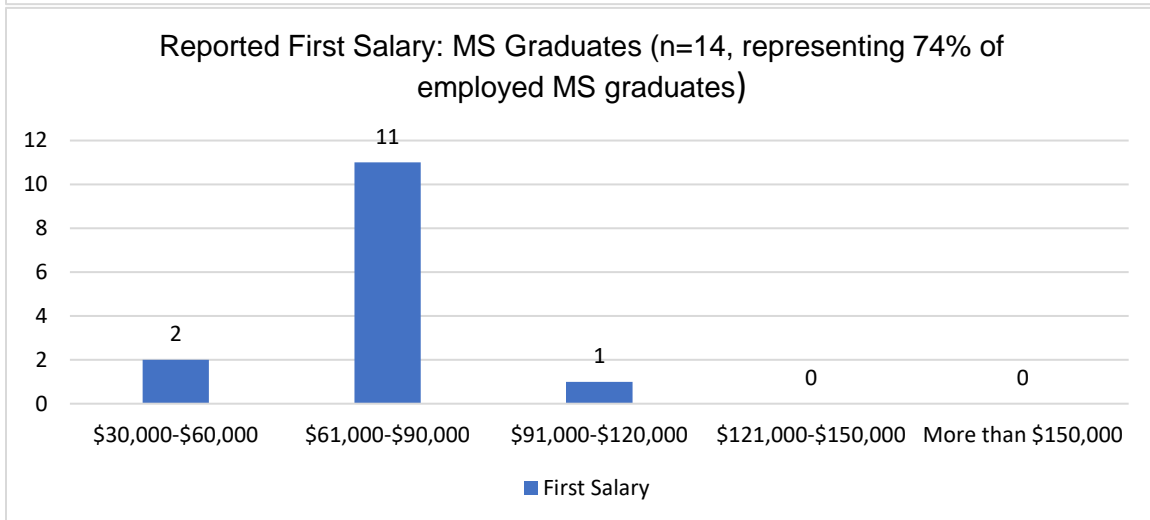
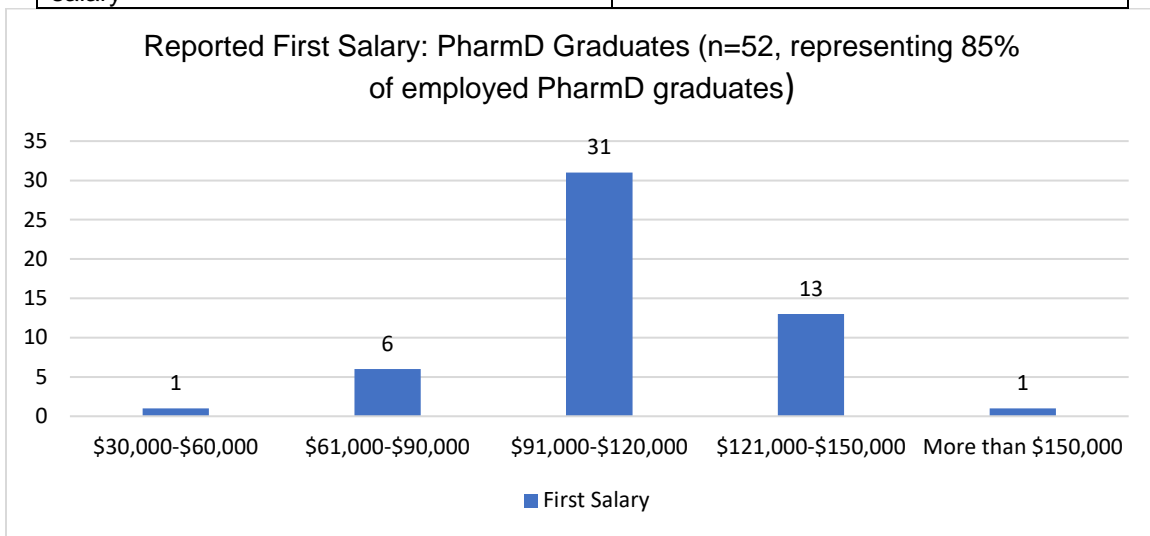
PharmD – Class of 2023 (knowledge rate*: 72%)		
Total PharmD graduates	154	
PharmD graduates employed (excluding residencies and fellowships)	61	40%
PharmD graduates completing a PGY1 Residency	30	19%
PharmD graduates completing a fellowship	6	4%
PharmD graduates enrolled in another graduate or continuing education program	1	<1%
PharmD graduates with other outcome (military, volunteering, gap year, still deciding, etc.)	1	<1%
PharmD graduates unplaced (still waiting)	12	8%
PharmD graduates with unknown outcome (did not respond to follow-up)	43	28%

MS – Class of 2023 (knowledge rate*: 70%)		
Total MS graduates	40	
MS graduates employed	19	48%
MS graduates enrolled as ACPHS PharmD students	1	3%
MS graduates enrolled in another graduate or continuing education program	5	13%
MS graduates with other outcome (military, volunteering, gap year, still deciding, etc.)	1	<1%
MS graduates unplaced (still waiting)	2	5%
MS graduates with unknown outcome (did not respond to follow-up)	12	30%

BS – Class of 2023 (knowledge rate*: 82%)		
Total BS graduates	62	
BS graduates employed	10	16%
BS graduates enrolled as ACPHS PharmD students	13	21%
BS graduates enrolled in another graduate or continuing education program	21	34%
BS graduates with other outcome (military, volunteering, gap year, still deciding, etc.)	1	2%
BS graduates unplaced (still waiting)	6	10%
BS graduates with outcome unknown (did not respond to follow-up)	11	18%

*Knowledge rate refers to the percentage of graduates about whom first destination information is known. Knowledge rate plus "outcome unknown (did not respond to follow-up)" will equal 100%.

First Salary Distribution– Class of 2023	
Total graduates employed who reported first salary	74



Sources: Student responses to a survey available during the spring semester of their graduating academic year (First Destination Survey, 2023), ASHP Residency Match results, ACPHS Institutional Advancement Raiser's Edge database, and ACPHS Institutional Effectiveness follow-up survey. Presented above are unduplicated headcounts for Diploma Form respondents with verified degrees awarded, by highest degree awarded, as of March 2023. Totals may not add to 100% due to rounding. Revised 2/9/24.